

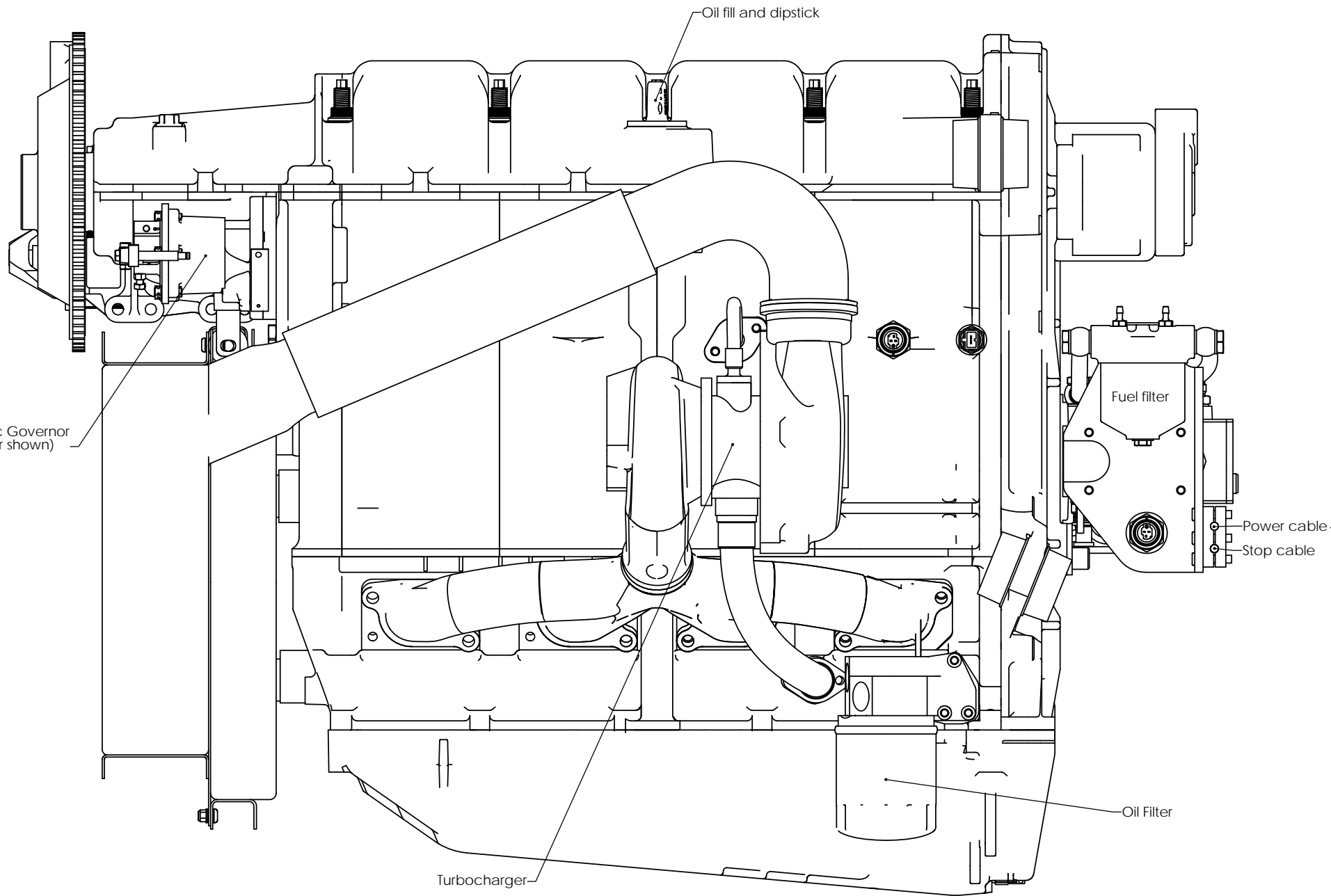
- Notes**
- 1 Engine mounts: Lord J-7402 series or equivalent
 - 2 Propeller Flange: SAE-1 (Mod)
 - 3 Weight: 125kg (Engine inc starter and alternator: cooling systems dry)
 - 4 Propeller Governor mount: AND-20010
 - 5 Alternator: 12V, 40A Nominal

Confidential
 Uncontrolled Copy
 for information only

SUBJECT TO CHANGE

Standard tolerancing to be used unless otherwise stated.		
Linear dimensions/	To no decimal places +/- 1 mm	
Radius/Hole positions	To 1 decimal place +/- 0.25 mm	
	To 2 decimal places +/- 0.10 mm	
	To 3 decimal places +/- 0.01 mm	
Cast features	+/- 0.80 mm add mic stock where marked	
Angles	+/- 1°	
Surface finish	Turning & milling	3.20 microns Ra max
	Breaming & grinding	0.80 microns Ra max
Break all corners and sharp edges unless otherwise stated.		

Issue: A	Date: 14-May-01	WILKSCH AIRMOTIVE LIMITED © COPYRIGHT	
Drawn By: M Long		2 Homeground, Buckingham Industrial Park, Buckingham, MK18 1UP, England	
No: 3240		Phone: 01290 822200 Fax: 01290 817878 Email: design@wilksch.com	
Sheet: 1 of 4		Confidentiality: This drawing is proprietary to and remains the property of WILKSCH AIRMOTIVE LIMITED and is intended for the named recipient only. It may not be copied or distributed or the contents disclosed to any other individual, firm, company, corporation or organization, private or public, except with the express written permission of WILKSCH AIRMOTIVE LIMITED (Director M. C. Wilksch, B.Tech, Mech. Eng., C.Eng., M.I.Mech.E.)	
Title: 4 Cyl Production Assy		DIMENSIONS IN MM UNLESS OTHERWISE STATED	
		3RD ANGLE PROJECTION	



Optional Hydraulic Governor
(Jihostroj Governor shown)

Oil fill and dipstick

Fuel filter

Power cable

Stop cable

Oil Filter

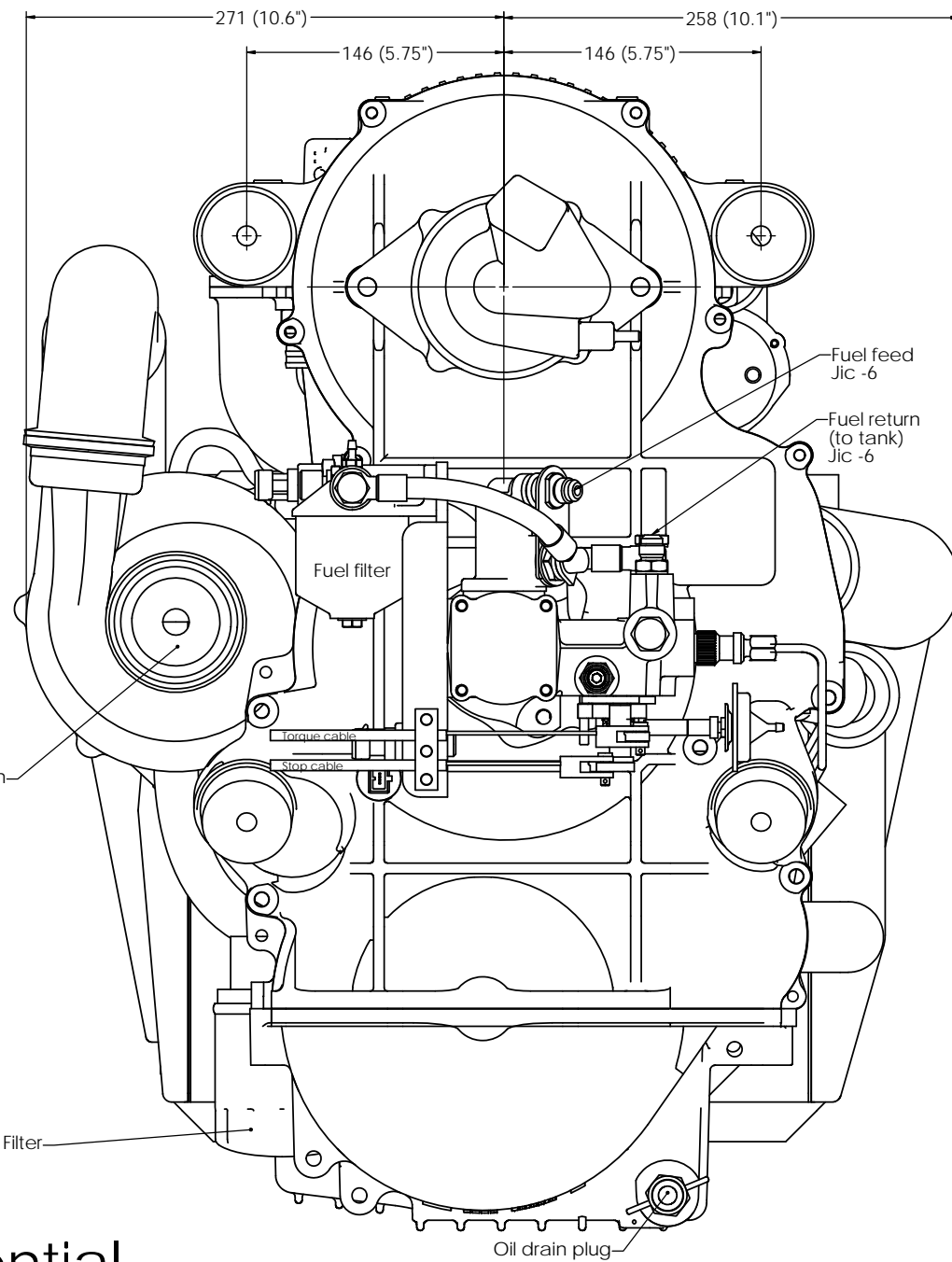
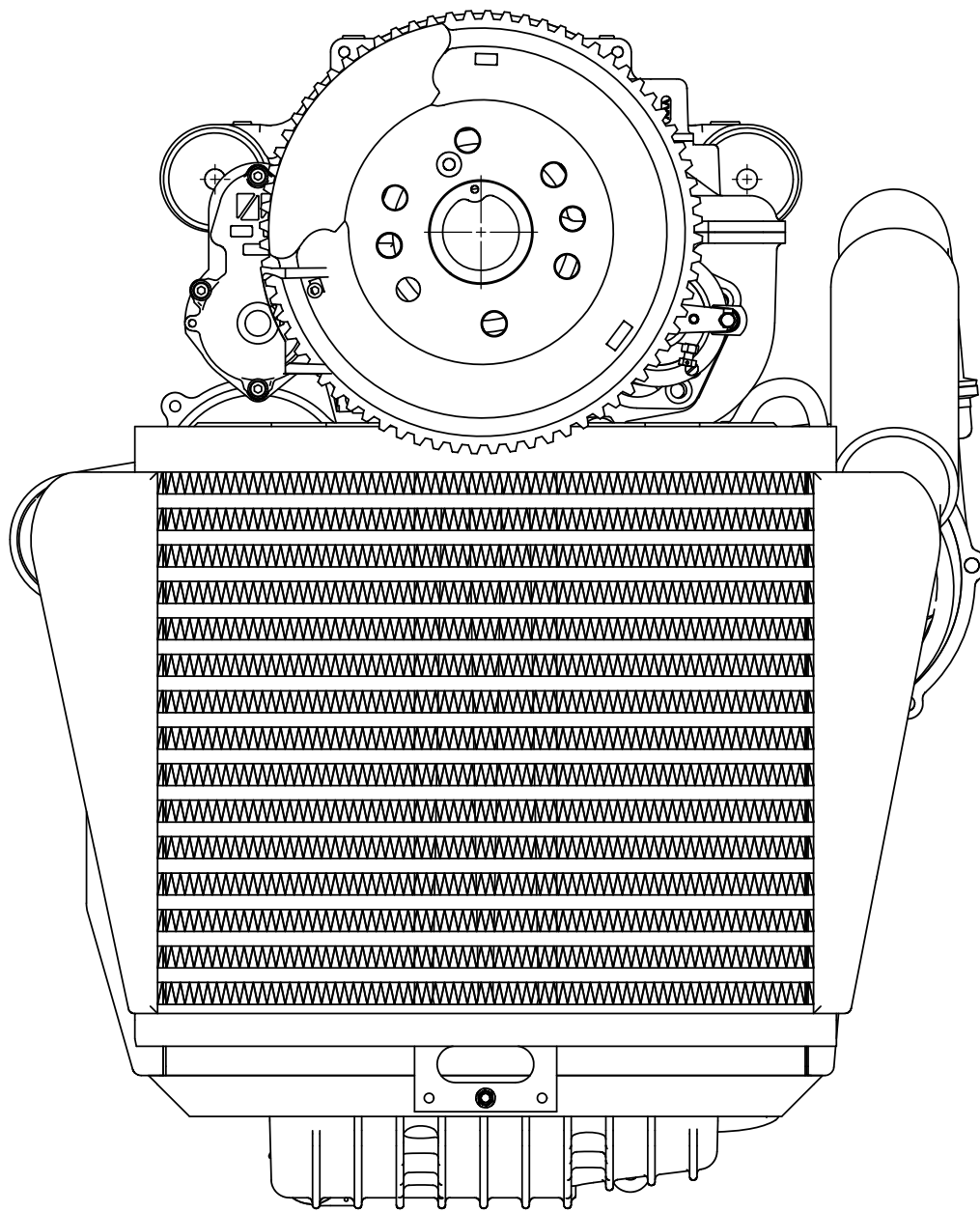
Turbocharger

Confidential
Uncontrolled Copy
for information only

SUBJECT TO CHANGE

Standard tolerancing to be used unless otherwise stated.	
Linear dimensions/	To no decimal places +/- 1 mm
Radii/Hole positions	To 1 decimal place +/- 0.25 mm
	To 2 decimal places +/- 0.10 mm
	To 3 decimal places +/- 0.01 mm
Cast features	+/- 0.80 mm add mic stock where marked
Angles	+/- 1°
Surface finish	Turning & milling 3.20 microns Ra max
	Reaming & grinding 0.80 microns Ra max
Break all corners and sharp edges unless otherwise stated.	

Issue: 'A' Date	WILKSCH AIRMOTIVE LIMITED		© COPYRIGHT
14/7/May/01	2 Homeground, Buckingham Industrial Park, Buckingham, MK18 1UP, England		
Scale	Phone: 01290 822200 Fax: 01290 817878 Email: design@wilksch.com		
Full scale	Confidentiality: This drawing is proprietary to and remains the property of WILKSCH AIRMOTIVE LIMITED and is intended for the named recipient only. It may not be copied or distributed or the contents disclosed to any other individual, firm, company, corporation or organization, private or public, except with the express written permission of WILKSCH AIRMOTIVE LIMITED (Director M. C. Wilksch, B. Tech, Mech. Eng., C. Eng., M. I. Mech. E.)		
Drawn By:	M Long		
No:	3240		
Sheet	2 of 4	DIMENSIONS IN MM UNLESS OTHERWISE STATED	
		3RD ANGLE PROJECTION	
Title:	4 Cyl Production Assy		



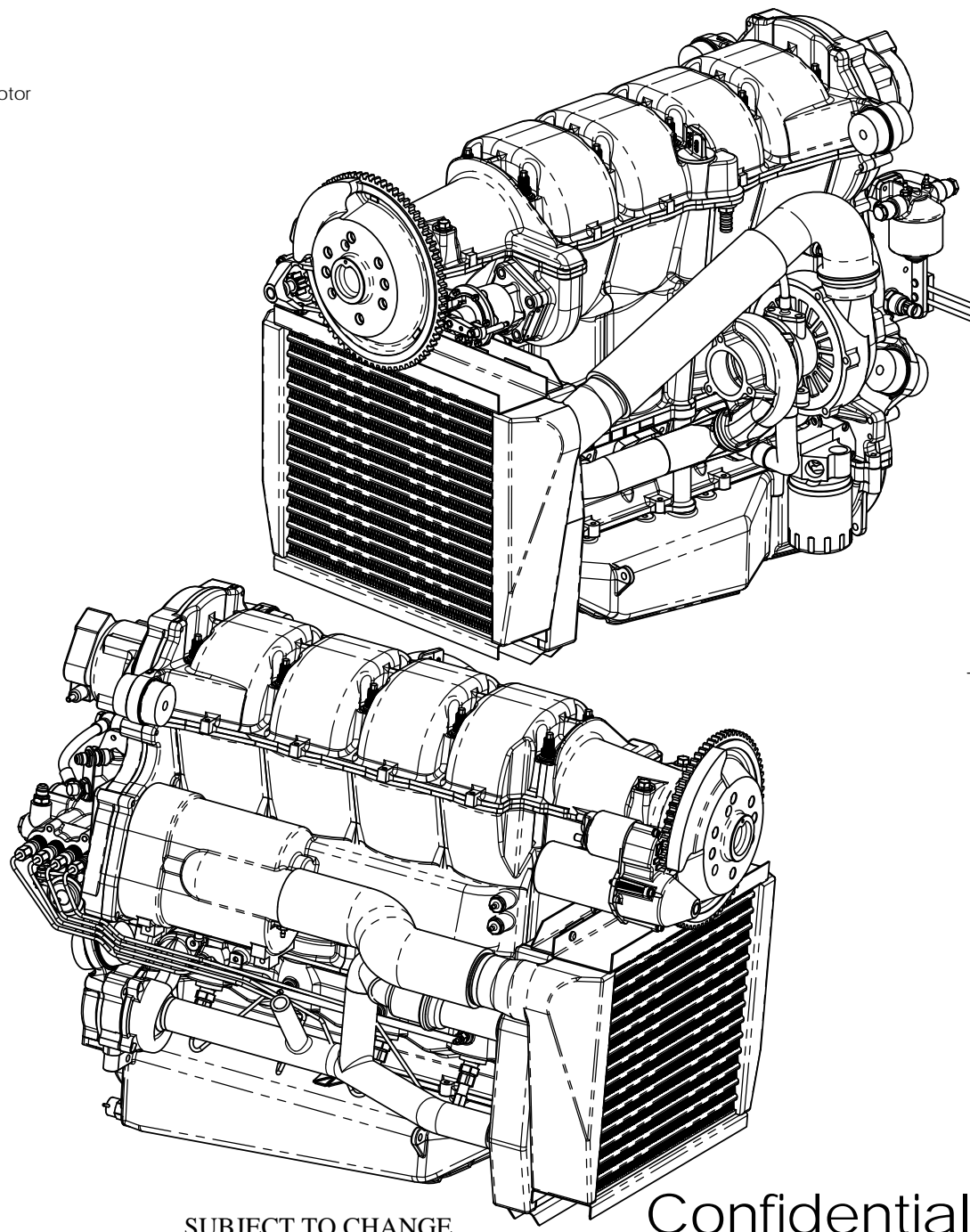
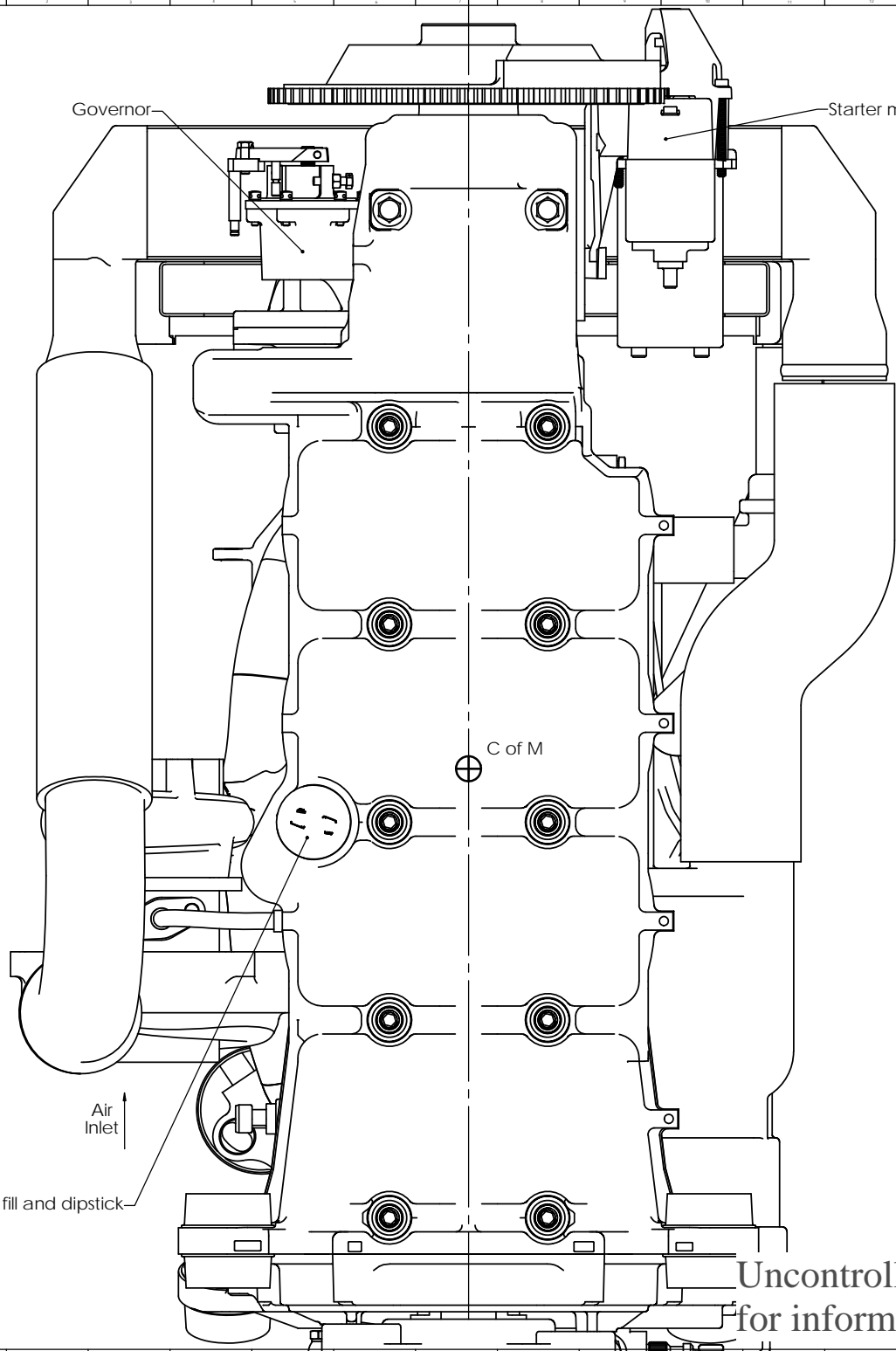
Confidential

SUBJECT TO CHANGE

Uncontrolled Copy
for information only

Standard tolerancing to be used unless otherwise stated.	
Linear dimensions/ Radii/Hole positions	To no decimal places +/- 1 mm To 1 decimal place +/- 0.25 mm To 2 decimal places +/- 0.10 mm To 3 decimal places +/- 0.01 mm
Cast features	+/- 0.80 mm add mic stock where marked
Angles	+/- 1°
Surface finish	Turning & milling 3.20 microns Ra max Reaming & grinding 0.80 microns Ra max
Break all corners and sharp edges unless otherwise stated.	

WILKSCH AIRMOTIVE LIMITED © COPYRIGHT	
Issue: 'A' Date: 14/May/01	2 Homeground, Buckingham Industrial Park, Buckingham, MK18 1UP, England
Drawn By: M Long	Phone: 01290 822200 Fax: 01290 817878 Email: design@wilksch.com
No: 3240	3 of 4
Sheet	DIMENSIONS IN MM UNLESS OTHERWISE STATED
3RD ANGLE PROJECTION	
Title: 4 Cyl Production Assy	



SUBJECT TO CHANGE

Confidential

Uncontrolled Copy
for information only

Standard tolerancing to be used unless otherwise stated.	
Linear dimensions/	To no decimal places +/- 1 mm
Radii/Hole positions	To 1 decimal place +/- 0.25 mm
	To 2 decimal places +/- 0.10 mm
	To 3 decimal places +/- 0.01 mm
Cast features	+/- 0.80 mm add mic stock where marked
Angles	+/- 1°
Surface finish	Turning & milling 3.20 microns Ra max
	Reaming & grinding 0.80 microns Ra max
Break all corners and sharp edges unless otherwise stated.	

Issue: 'A' Date: 14/May/01	WILKSCH AIRMOTIVE LIMITED © COPYRIGHT
Drawn By: M Long	2 Homeground, Buckingham Industrial Park, Buckingham, MK18 1UP, England
No: 3240	Phone: 01290 822200 Fax: 01290 817878 Email: design@wilksch.com
Sheet: 4 of 4	Confidentiality: This drawing is proprietary to and remains the property of WILKSCH AIRMOTIVE LIMITED and is intended for the named recipient only. It may not be copied or distributed or the contents disclosed to any other individual, firm, company, corporation or organization, private or public, except with the express written permission of WILKSCH AIRMOTIVE LIMITED (Director M. C. Wilksch, B. Tech, Mech. Eng., C. Eng., M. I. Mech. E.)
Title: 4 Cyl Production Assy	DIMENSIONS IN MM UNLESS OTHERWISE STATED
	3RD ANGLE PROJECTION